

# ES7000

the most popular pressure sealer in the world



no envelope needed  
seals single-sheet self mailers  
a greener way to mail®

**Large Capacity Infeed Tray**

**Reverse Friction Roller Technology**

**Auto-Extending Conveyor Stacker (optional)**

**User Friendly Operator's Panel**

**Multi Sensor Monitoring System**

**Perfect for Processing:**

**Paychecks**

**Invoices and Statements**

**Tax Forms**

**Utility Bills**

**Expiration & Renewal Notices**

**Promotional Coupons**



**Event Invitations**

**Sale Notifications**

**Medical Results**

**Grade Reports**

**ID cards**





# ES7000



## EASY & FRIENDLY USER INTERFACE

Includes an easy-to-use auto stop and auto re-start function, electronic thickness detection, and batch counter.



## REVERSE (RFR) FRICTION ROLLER

Unique RFR system, automatically detects, singulates, and corrects doubles without any operator intervention for increased productivity.



## DUAL PURPOSE INLINE & STAND ALONE

Works equally well as a stand alone or inline with laser printers with a rear exit paper path.




## AUTO EXTENDING CONVEYOR STACKER (OPTIONAL)

Conveyor extends automatically dependent upon the number of forms being processed. Easily stacks up to 650 processed documents.



## LARGE INFEEED CAPACITY

The easy-to-load, auto-lift infeed holds up to 1,400 pressure seal forms to minimize reloadings.



### specifications

<b>FORM SIZE</b>	A4/Letter/Legal Size
<b>FEEDER CAPACITY</b>	Up to 1,400 Sheets
<b>SPEED</b>	7,200 Sheets Per Hour
<b>FOLD SETTING</b>	Manual
<b>PAPER WEIGHTS</b>	16 - 30 Lb.
<b>INFEEED TYPE</b>	Reverse Friction Roller With Separator Blower
<b>FOLD SETTING</b>	Z, EZ, C, EC, V, & Double Parallel
<b>COUNTER</b>	Auto Start for Job Separation
<b>DOUBLE DETECTION</b>	Automatically Detects Double Feeds
<b>STACKER CAPACITY</b>	350 Sheets / 650 Sheets (Optional Slide Conveyor)
<b>PRINTER INTERFACE</b>	Dual Purpose (Inline and Stand Alone)
<b>DUTY CYCLE</b>	125,000 Forms Per Month
<b>WEIGHT</b>	106 Lbs.
<b>SIZE</b>	17 x 24 x 15 In. (W x L x H)

Note: All care has been taken in the preparation of the specifications and description. As they are subject to change, they should not be part of any contract.